

PRODUCT DATASHEET

DULUX LED D26 VT EM & AC MAINS V 9.5W 830 G24D

DULUX LED D VT EM & AC MAINS V | LED replacement for CFLni with 2-pin G24d base for CCG and AC mains operation



Areas of application

- General illumination within ambient temperatures from -20...+45 °C
- Supermarkets and department stores
- Walkways and corridors
- Hotels, restaurants

Product benefits

- Easy installation
- Low energy consumption
- Easy relamping thanks to compact design
- Operation directly on 230 V AC mains possible

Product features

- LED replacement for conventional compact fluorescent lamps for use in CCG luminaires or on AC mains
- Only suitable for vertical application
- Lifetime: up to 30,000 h
- Single-ended two-pin plug-in G24d base
- Type of protection: IP20
- Mercury-free lamps



TECHNICAL DATA**Electrical data**

Nominal wattage	9.5 W
Construction wattage	9.50 W
Nominal voltage	220...240 V
Claimed equiv. conventional lamp power	26 W
Nominal current	48 mA
Type of current	AC
Inrush current	6.72 A
Operating frequency	50/60 Hz
Mains frequency	50/60 Hz
Max. lamp no. on circuit break. 10 A (B)	120
Max. lamp no. on circuit break. B10 A - CCG without compensation	120
Max. lamp no. on circuit break. B10 A - CCG with compensation	28
Max. lamp no. on circuit break. 16 A (B)	220
Max. lamp no. on circuit break. B16 A - CCG without compensation	220
Max. lamp no. on circuit break. B16 A - CCG with compensation	46
Total harmonic distortion	≤ 30 %
Power factor λ	> 0.90

Photometrical data

Luminous flux	1080 lm
Nominal useful luminous flux 90°	1080 lm
Luminous efficacy	113 lm/W
Lumen main.fact.at end of nom.life time	0.70
Light color (designation)	Warm White
Color temperature	3000 K
Color rendering index Ra	80
Light color	830
Standard deviation of color matching	≤6 sdcn
Rated LLMF at 6,000 h	0.90
Flickering metric (Pst LM)	1.0
Stroboscope effect metric (SVM)	0.4



Light technical data

Beam angle	300 °
Warm-up time (60 %)	< 0.50 s
Starting time	< 0.5 s
Rated beam angle (half peak value)	300.00 °

Dimensions & Weight



Overall length	125.50 mm
Diameter	37.70 mm
Tube diameter	37.7 mm
Maximum diameter	38 mm
Product weight	105.00 g

Temperatures & operating conditions

Ambient temperature range	-20...+45 °C
Maximum temperature at tc test point	75 °C

Lifespan

Lifespan	30000 h
Number of switching cycles	200000
Lumen maintenance at end of serv	0.70
Rated lamp survival factor at 6,000	≥ 0.90

Additional product data

Base (standard designation)	G24d
Mercury content	0.0 mg
Mercury-free	Yes
Design / version	Frosted
Product remark	Available from June 2023

Capabilities

Dimmable	No
----------	----

Certificates & Standards

Energy efficiency class	E ¹⁾
Energy consumption	10.00 kWh/1000h
Type of protection	IP20
Standards	CE / EAC / UKCA
Photobiological safety group acc. to EN62778	RG0

¹⁾ Energy efficiency class (EEC) on a scale of A (highest efficiency) to G (lowest efficiency)

Country-specific categorizations

Order reference	DULUX LED D26 V
-----------------	-----------------

LOGISTICAL DATA

Temperature range at storage	-20...+80 °C
------------------------------	--------------

Energy labelling regulation data acc EU 2019/2015





Lighting technology used	LED
Non-directional or directional	NDLS
Mains or non-mains	MLS
Light source cap-type (or other electric interface)	G24d
Connected light source (CLS)	No
Color-tuneable light source	No
Envelope	No
High luminance light source	No
Anti-glare shield	No
Correlated colour temperature type	SINGLE_VALUE
Claim of equivalent power	No
Length	125.50 mm
Height	37.70 mm

Width	37.70 mm
Chromaticity coordinate x	0.440
Chromaticity coordinate y	0.403
R9 Colour rendering index	0.00
Beam angle correspondence	SPHERE_360
Survival factor	0,90
Displacement factor	0,90
LED light source replaces a fluorescent light source	No
EPREL ID	1404742
Model number	AC46430,AC46430

Safety advice

- Not suitable for tandem operation.
- The operating temperature range of DULUX LED is restricted. In case of doubt regarding suitability of the application please measure Tc max temperature on the product prior to installation.

DOWNLOAD DATA

DOWNLOAD DATA	
	User instruction
	Declarations Of Conformity CE
	IES file (IES)
	LDT file (Eulumdat)

LOGISTICAL DATA

Product code	Packaging unit (Pieces/Unit)	Dimensions (length x width x height)	Gross weight	Volume
4058075821897	Folding box 1	41 mm x 41 mm x 134 mm	117.00 g	0.23 dm ³
4099854110153	Shipping box 10	217 mm x 96 mm x 156 mm	1291.00 g	3.25 dm ³

The mentioned product code describes the smallest quantity unit which can be ordered. One shipping unit can contain one or more single products. When placing an order, for the quantity please enter single or multiples of a shipping unit.

DISCLAIMER

Subject to change without notice. Errors and omission excepted. Always make sure to use the most recent release.