

PRODUCT DATASHEET

DULUX LED S9 EM & AC MAINS V 4W 830 G23

DULUX LED S EM & AC MAINS V | LED replacement for short CFLni, with 2-pin G23 base for CCG and AC mains operation



Areas of application

- General illumination within ambient temperatures from -20...+45 °C
- Supermarkets and department stores
- Walkways and corridors
- Hotels, restaurants

Product benefits

- Easy installation
- Low energy consumption
- Easy relamping thanks to compact design
- Operation directly on 230 V AC mains possible

Product features

- LED replacement for conventional compact fluorescent lamps for use in CCG luminaires or on AC mains
- Lifetime: up to 30,000 h
- Single-ended two-pin plug-in G23 base
- Type of protection: IP20
- Mercury-free lamps



TECHNICAL DATA**Electrical data**

| | |
|--|-------------|
| Nominal wattage | 4 W |
| Construction wattage | 4.00 W |
| Nominal voltage | 220...240 V |
| Claimed equiv. conventional lamp power | 9 W |
| Nominal current | 18 mA |
| Type of current | AC |
| Inrush current | 4 A |
| Operating frequency | 50/60 Hz |
| Mains frequency | 50/60 Hz |
| Max. lamp no. on circuit break. 10 A (B) | 21 |
| Max. lamp no. on circuit break. B10 A - CCG without compensation | 14 |
| Max. lamp no. on circuit break. B10 A - CCG with compensation | 18 |
| Max. lamp no. on circuit break. 16 A (B) | 27 |
| Max. lamp no. on circuit break. B16 A - CCG without compensation | 23 |
| Max. lamp no. on circuit break. B16 A - CCG with compensation | 29 |
| Total harmonic distortion | ≤ 30 % |
| Power factor λ | > 0.90 |

Photometrical data


| | |
|---|------------|
| Luminous flux | 500 lm |
| Nominal useful luminous flux 90° | 500 lm |
| Luminous efficacy | 125 lm/W |
| Lumen main.fact.at end of nom.life time | 0.70 |
| Light color (designation) | Warm White |
| Color temperature | 3000 K |
| Color rendering index Ra | 80 |
| Light color | 830 |
| Standard deviation of color matching | ≤6 sdcn |
| Flickering metric (Pst LM) | 1.0 |
| Stroboscope effect metric (SVM) | 0.4 |



Light technical data

| | |
|------------------------------------|----------|
| Beam angle | 120 ° |
| Warm-up time (60 %) | < 0.50 s |
| Starting time | < 0.5 s |
| Rated beam angle (half peak value) | 120.00 ° |

Dimensions & Weight



| | |
|------------------|-----------|
| Overall length | 165.00 mm |
| Diameter | 32.30 mm |
| Tube diameter | 26,0 mm |
| Maximum diameter | 33 mm |
| Product weight | 41.00 g |

Temperatures & operating conditions

| | |
|--------------------------------------|--------------|
| Ambient temperature range | -20...+45 °C |
| Maximum temperature at tc test point | 75 °C |

Lifespan

| | |
|-------------------------------------|---------|
| Lifespan | 30000 h |
| Number of switching cycles | 200000 |
| Lumen maintenance at end of serv | 0.70 |
| Rated lamp survival factor at 6,000 | ≥ 0.90 |

Additional product data

| | |
|-----------------------------|--------------------------|
| Base (standard designation) | G23 |
| Mercury content | 0.0 mg |
| Mercury-free | Yes |
| Design / version | Frosted |
| Product remark | Available from June 2023 |

Capabilities

| | |
|----------|----|
| Dimmable | No |
|----------|----|

Certificates & Standards

| | |
|--|-----------------|
| Energy efficiency class | E ¹⁾ |
| Energy consumption | 4.00 kWh/1000h |
| Type of protection | IP20 |
| Standards | CE / EAC / UKCA |
| Photobiological safety group acc. to EN62778 | RG0 |

¹⁾ Energy efficiency class (EEC) on a scale of A (highest efficiency) to G (lowest efficiency)

Country-specific categorizations

| | |
|-----------------|-----------------|
| Order reference | DULUX LED S9 EM |
|-----------------|-----------------|

LOGISTICAL DATA

| | |
|------------------------------|--------------|
| Temperature range at storage | -20...+80 °C |
|------------------------------|--------------|

Energy labelling regulation data acc EU 2019/2015



| | |
|---|--------------|
| Lighting technology used | LED |
| Non-directional or directional | NDLS |
| Mains or non-mains | MLS |
| Light source cap-type (or other electric interface) | G23 |
| Connected light source (CLS) | No |
| Color-tuneable light source | No |
| Envelope | No |
| High luminance light source | No |
| Anti-glare shield | No |
| Correlated colour temperature type | SINGLE_VALUE |
| Standby power | no |
| Networked standby power for CLS | no |
| Claim of equivalent power | No |

| | |
|--|------------|
| Length | 165.00 mm |
| Height | 32.30 mm |
| Width | 32.30 mm |
| Chromaticity coordinate x | 0.433 |
| Chromaticity coordinate y | 0.403 |
| R9 Colour rendering index | 0.00 |
| Beam angle correspondence | SPHERE_360 |
| Survival factor | 0.90 |
| Displacement factor | 0.90 |
| LED light source replaces a fluorescent light source | No |
| EPREL ID | 1404756 |
| Model number | AC46408 |

Safety advice

- Suitable for tandem operation.
- The operating temperature range of DULUX LED is restricted. In case of doubt regarding suitability of the application please measure Tc max temperature on the product prior to installation.

DOWNLOAD DATA

| DOWNLOAD DATA | |
|--|-------------------------------|
|  | User instruction |
|  | Declarations Of Conformity CE |

LOGISTICAL DATA

| Product code | Packaging unit (Pieces/Unit) | Dimensions (length x width x height) | Gross weight | Volume |
|---------------|------------------------------|--------------------------------------|--------------|----------------------|
| 4058075822979 | Folding box 1 | 24 mm x 35 mm x 171 mm | 53.00 g | 0.14 dm ³ |
| 4058075822986 | Shipping box 10 | 128 mm x 79 mm x 182 mm | 602.00 g | 1.84 dm ³ |

The mentioned product code describes the smallest quantity unit which can be ordered. One shipping unit can contain one or more single products. When placing an order, for the quantity please enter single or multiples of a shipping unit.

DISCLAIMER

Subject to change without notice. Errors and omission excepted. Always make sure to use the most recent release.