

# PRODUCT DATASHEET

## CLAS GLOBE95 60 EELA S 3.8W 830 FIL FR E27

LED CLASSIC GLOBE ENERGY EFFICIENCY A S | LED lamps, classic ball shape, ENERGY EFFICIENCY CLASS A



### Areas of application

- Perfect for decorative installations
- Domestic applications
- General illumination
- Outdoor use in suitable outdoor luminaires only

### Product benefits

- Lamps with innovative LED "filament" technology
- Very low energy consumption
- Design, dimensions, luminous flux comparable to a halogen lamp
- Instant 100 % light, no warm-up time
- Low flickering

### Product features

- LED lamps for line voltage
- Luminous efficacy: up to 210 lm/W
- Beam angle: up to 300°
- Very long lifetime of up to 50,000 h
- Very high number of switching cycles: 500,000



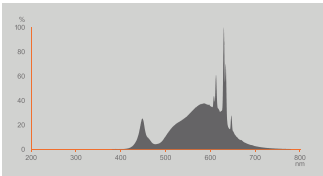
TECHNICAL DATA

Electrical data

|  |             |
|--|-------------|
| Nominal wattage                          | 3.8 W       |
| Construction wattage                     | 3.80 W      |
| Nominal voltage                          | 220...240 V |
| Claimed equiv. conventional lamp power   | 60 W        |
| Nominal current                          | 40 mA       |
| Type of current                          | AC          |
| Inrush current                           | 0.5 A       |
| Operating frequency                      | 50/60 Hz    |
| Mains frequency                          | 50/60 Hz    |
| Max. lamp no. on circuit break. 10 A (B) | 200         |
| Max. lamp no. on circuit break. 16 A (B) | 320         |
| Power factor $\lambda$                   | $\geq 0.40$ |

Photometrical data

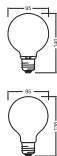
|   |               |
|---|---------------|
| Luminous flux                           | 806 lm        |
| Luminous efficacy                       | 212 lm/W      |
| Lumen main.fact.at end of nom.life time | 0.98          |
| Light color (designation)               | Warm White    |
| Color temperature                       | 3000 K        |
| Color rendering index Ra                | 80            |
| Light color                             | 830           |
| Standard deviation of color matching    | $\leq 6$ sdcm |
| Rated LLMF at 6,000 h                   | 0.80          |
| Flickering metric (Pst LM)              | $\leq 1.0$    |
| Stroboscope effect metric (SVM)         | $\leq 0.4$    |



Light technical data

|                                    |          |
|------------------------------------|----------|
| Beam angle                         | 320 °    |
| Warm-up time (60 %)                | < 0.50 s |
| Starting time                      | < 0.5 s  |
| Rated beam angle (half peak value) | 320.00 ° |

Dimensions & Weight



|                  |           |
|------------------|-----------|
| Overall length   | 138.00 mm |
| Diameter         | 95.00 mm  |
| Maximum diameter | 95 mm     |
| Product weight   | 63.00 g   |

Temperatures & operating conditions

|                                      |              |
|--------------------------------------|--------------|
| Ambient temperature range            | -20...+40 °C |
| Maximum temperature at tc test point | 42 °C        |

Lifespan

|                                     |         |
|-------------------------------------|---------|
| Lifespan                            | 50000 h |
| Number of switching cycles          | 500000  |
| Lumen maintenance at end of serv    | 0.98    |
| Rated lamp survival factor at 6,000 | ≥ 0.90  |

Additional product data

|                             |         |
|-----------------------------|---------|
| Base (standard designation) | E27     |
| Mercury content             | 0.0 mg  |
| Mercury-free                | Yes     |
| Design / version            | Frosted |

|                |  |
|----------------|--|
| Product remark | All technical parameters apply to the entire lamp / Due to the complex production process for light-emitting diodes, the typical values shown for the technical LED parameters are purely statistical values that do not necessarily match the actual technical parameters of each individual product, which can vary from the typical value |
|----------------|--|

### Capabilities

|          |    |
|----------|----|
| Dimmable | No |
|----------|----|

### Certificates & Standards

|  |                                |
|--|--------------------------------|
| Energy efficiency class                      | A                              |
| Energy consumption                           | 4.00 kWh/1000h                 |
| Type of protection                           | IP20                           |
| Standards                                    | CE / ERP / RoHS / REACH / UKCA |
| Photobiological safety group acc. to EN62778 | RG1                            |

### Country-specific categorizations

|                 |                 |
|-----------------|-----------------|
| Order reference | LEDG9560EELA 3. |
|-----------------|-----------------|

### LOGISTICAL DATA


|                              |              |
|------------------------------|--------------|
| Temperature range at storage | -20...+80 °C |
|------------------------------|--------------|

### Energy labelling regulation data acc EU 2019/2015

|   |              |
|---|--------------|
| Lighting technology used                            | LED          |
| Non-directional or directional                      | NDLS         |
| Mains or non-mains                                  | MLS          |
| Light source cap-type (or other electric interface) | E27          |
| Connected light source (CLS)                        | No           |
| Color-tuneable light source                         | No           |
| Envelope  | No           |
| High luminance light source                         | No           |
| Anti-glare shield                                   | No           |
| Correlated colour temperature type                  | SINGLE_VALUE |
| Claim of equivalent power                           | Yes          |
| Length  | 138.00 mm    |
| Height  | 95.00 mm     |
| Width   | 95.00 mm     |
| Chromaticity coordinate x                           | 0.440        |
| Chromaticity coordinate y                           | 0.403        |

|  |            |
|--|------------|
| R9 Colour rendering index                            | >0         |
| Beam angle correspondence                            | SPHERE_360 |
| Survival factor                                      | 0.90       |
| LED light source replaces a fluorescent light source | No         |
| EPREL ID   | 1361309    |
| Model number   | AC44616    |

## DOWNLOAD DATA

| DOWNLOAD DATA  |                               |
|--|-------------------------------|
|  | Declarations Of Conformity CE |

## LOGISTICAL DATA

| Product code  | Packaging unit (Pieces/Unit) | Dimensions (length x width x height) | Gross weight | Volume                |
|---------------|------------------------------|--------------------------------------|--------------|-----------------------|
| 4099854060274 | Folding box<br>1             | 110 mm x 110 mm x 190 mm             | 110.00 g     | 2.30 dm <sup>3</sup>  |
| 4099854060281 | Shipping box<br>6            | 350 mm x 233 mm x 170 mm             | 910.00 g     | 13.86 dm <sup>3</sup> |

The mentioned product code describes the smallest quantity unit which can be ordered. One shipping unit can contain one or more single products. When placing an order, for the quantity please enter single or multiples of a shipping unit.

## References / Links

- For dimming conformity see [www.ledvance.com/dim](http://www.ledvance.com/dim)
- For Guarantee see [www.ledvance.com/guarantee](http://www.ledvance.com/guarantee)

## DISCLAIMER

Subject to change without notice. Errors and omission excepted. Always make sure to use the most recent release.