


DATA SHEET

SPD with Terminal Connection for Bus Systems

RayDat KNX**D1 • C1 • C2 • C3**

IEC/EN Category: D1/C1/C2/C3

Voltages: 110V DC

Max. Operating Voltage: 180V DC

Surge Discharge Ratings: I_n : 5 kA, I_{max} : 10 kA, I_{imp} : 1 kA

Series Load Current: 7A

Housing: Compact Design

Compliance: IEC/EN 61643-21

**Technical Data****RayDat KNX****Electrical**

Number of Protected Pairs		1 (2 conductors)
Nominal Operating Voltage (DC)	U_n	110V
Maximum Continuous Operating Voltage (DC)	U_c	170V
Rated Load Current at 25°C	I_L	7 A
C2 Nominal Discharge Current (8/20µs)	I_n	5 kA
Maximum Discharge Current (8/20µs)	I_{max}	10 kA
D1 Impulse Current (10/350µs)	I_{imp}	1 kA
Residual Voltage at 5 kA (8/20µs)	U_{res} (Line-Ground) (Line-Line)	<600V
		<1000V
Response Time Overvoltage Protection	t_A	<100 ns
Thermal Protection		No
Insulation Resistance of the Protection	R_{iso}	$\geq 1 \text{ G}\Omega$
Serial Resistance per Path	R	<0.1 Ω
Cut-off Frequency	f_G	50 MHz

Mechanical

Temperature Range	-40 °F to +176 °F [-40 °C to +80 °C]
Line Conductors Cross Section	20 AWG [0.5 mm ²]
Ground Conductor Cross Section	18 AWG [0.75 mm ²]
Connecting Conductor Length	5.9" [150 mm]
Degree of Protection IEC/EN 60529	IP 20 (built-in)
Housing Material	Thermoplastic; Grey; Extinguishing Degree V-0

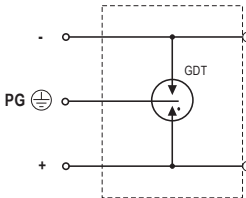
Order Information

Order Code	
RayDat KNX	127 649

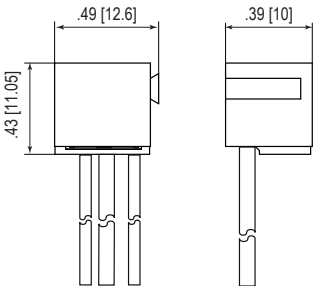
RayDat KNX

Internal Configuration

Legend
GDT Gas Discharge Tube
PG Protective Grounding



Dimensions & Packaging



RayDat KNX	
Dimensions	
Weight per Unit	.28 oz [8 g]
Packaging Dimensions (Single Unit)	3.1 × .91 × .43" [78 × 23 × 108 mm]
Minimum Package Quantity	12 pieces

inches
[mm]

Information contained in this document is subject to change at any time without notice.

RoHS COMPLIANT  CE