


Pixo Large 4725lm 930 NB MB WB BLK

Code article 0005445

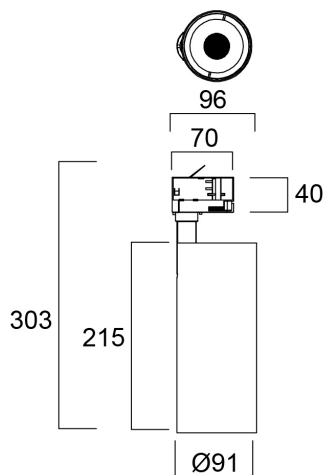
SYLVANIA



Integrated LED spotlight, Textured Black - RAL9005, simple and slick integral design with no driver box and without any visible screws, ideal for retail applications, die-cast aluminium body, passive cooling heatsink. Beam angle: 36°, additional lenses 24° and 54° beam angle included, color temperature: 3000K, total system power: 52W, total fixture output: 4725 lm, LOR: 100%, colour rendering: Ra: 90 typical, IR/UV free light source without heat radiation, operating voltage: 220-240V / 50-60Hz, electronic driver, non-dimmable, ultra low LED flickering rate (5% or less), power factor: >0.90, electrical protection: Class I, Powergear 3-circuit adapter suitable for 3-circuit tracks, ingress protection rating: IP20, suitable for internal environment only, horizontal rotation: 345°, vertical tilt: 90°, dimensions: Ø91x96x303, weight: 1,246kg. Compatible with OneTrack.

Atouts techniques

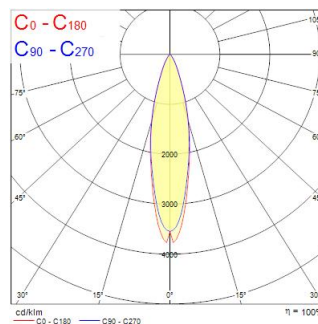
Dimensions (mm)



Photométrie

Distance [m]	Cone diameter [m]	Beam diameter [m]	Beam diameter [m]	Illuminance [lx]
0.5	0.22 0.21	0.22	0.21	6591 3030
1.0	0.44 0.43	0.44	0.43	1648 7713
1.5	0.67 0.64	0.67	0.64	729 302
2.0	0.89 0.86	0.89	0.86	433 294
2.5	1.11 1.06	1.11	1.06	288 121
3.0	1.33 1.28	1.33	1.28	182 93

Distance [m] Cone diameter [m] Illuminance [lx]
 — C0 - C180 (Half beam angle: 24.0°)
 — C90 - C270 (Half beam angle: 25.0°)



Pixo Large 4725lm 930 NB MB WB BLK

Code article 0005445

SYLVANIA

Données générales

Nom du produit	Pixo Large 4725lm 930 NB MB WB BLK
Technologie	LED
Cap/Base	N/A
Montage	Track mounting
Environment	Indoor
General application	Museums & Galleries, Residential & Consumer, Retail
Operating temperature range (°C)	-20°C...+40°C
Performance ambient temperature Tq (°C)	25
ETIM Class	EC001744
Warranty	5 ans

Données optiques

Fixture luminous flux (lm)	4725
Luminaire efficacy (lm/W)	91
Température de couleur (K)	3000
Couleur de lumière	Warm White
IRC (Ra)	90
Colour Variation Initial (SDCM)	SDCM5
Beam Angle (°)	36
Photobiological Risk Group	RG1

Caractéristiques électriques

Consommation électrique totale (W)	52
Primary Supply/Product voltage - min (V)	220.0
Primary Supply/Product voltage - max (V)	240.0
Lamp power factor	0.9
THD (at 230 V, 50 Hz, full load, at 100% dimming level) \leq xx.x %	10
Electrical protection	Class I
No. Of switching cycles before premature failures	>100000
Dimmable	No
Dimming method	N/A
Drive current (mA)	1350
Courant d'appel (A)	28
Inrush Duration (μ s)	68
Nominal Frequency (Hz)	50/60Hz
Max. products per 10A C Breaker	21
Max. products per 13A C Breaker	43
Max. products per 16A C Breaker	53
Max. products per 20A C Breaker	68
Max. products per 10A B Breaker	21
Max. products per 13A B Breaker	43
Max. products per 16A B Breaker	53
Max. products per 20A B Breaker	68

Durée de vie

Lifespan L70 B50	100000
Lifespan L80 B20	100000
Lifespan L90 B50	56000
Lifespan L90 B10	41000

Pixo Large 4725lm 930 NB MB WB BLK

Code article 0005445

SYLVANIA

Données physiques

Housing colour	Black
IP rating	IP20
IK rating	IK03
Longueur (mm)	96
Largeur (mm)	91
Nominal Product Height (mm)	300
Poids (kg)	1.246

Emballage

Product EAN number	5410288054452
Longueur simple de l'emballage (cm)	12.0
Largeur simple de l'emballage (cm)	12.0
Packaging single depth (cm)	32.5
DUN14 (inner)	15410288054459
Units per outer package	6
Packaging outer length / height (cm)	37.5
Packaging outer width (cm)	25.0
Packaging outer depth (cm)	34.0

Sécurité

Glow Wire Test (°C)	650
Condition de fonctionnement optimal (° C)	-20-40